



## **Financial situation of the United Nations**

### **Statement by Yukio Takasu, Under-Secretary-General for Management**

Fifth Committee of the General Assembly at its 67<sup>th</sup> session

11 October 2012

Mr. Chairman,

I am pleased to present you the current financial situation of the United Nations. At the outset, on behalf of the Secretary-General, I would like to express our deep appreciation to all Member States you represent for serious effort for full and prompt payment to the UN under financial constraint at home.

I shall discuss four categories of assessed contributions; regular budget, peacekeeping, tribunals and Capital Master Plan.

These will be presented on main financial indicators:

- (a) Amounts of assessed contributions
- (b) Unpaid assessed contributions
- (c) Available cash
- (d) Outstanding Payments to Member States.

**Chart 1** summarizes the status with respect to assessments at 31 December 2011 and 5 October 2012, the cut off date for reporting. (PKO amounts for 2012 cover only until December 2012, which is based on the current scale.)

**Chart 2** summarizes the status with respect to cash as of 31 December 2011 and as of 5 October 2012. For outstanding payments to Member States, comparison is made at the end of 2011 and projections for 31 December 2012. Overall, financial indicators for 2012 are generally positive and sound. The level of outstanding payments to Member States is projected to decrease at year-end. Cash balances are projected to be positive for peacekeeping, the tribunals, and the capital master plan. However, the level of cash for the regular budget is facing pressure in the final months of the year and largely depends on incoming contributions at the year-end.

### Regular budget

As **Chart 3** shows, assessments were slightly lower and payments received were higher in 2012 than in 2011 by \$112 million. Unpaid assessed contributions amounted to \$855 million on 5 October 2012. This is lower by \$12 million than the \$867 million outstanding on 5 October 2011, last year's cut-off date for the presentation.

By 5 October 2012, 129 Member States had paid their regular budget assessments in full, two lower than the level of 5 October 2011 (131 as seen in **Chart 4**). At 31 December 2011 the corresponding figure was 143.

We are grateful to those 129 Member States (see **Chart 5**) that have paid their regular budget contributions in full by now. We urge the remaining 63 Member States that have not yet done so to pay their assessed contributions in full as soon as possible.

The breakdown of the \$855 million that remained outstanding at 5 October 2012 is shown in **Chart 6**. As you can see, this amount is highly concentrated with few Member States. Clearly, the final financial picture for 2012 will largely depend on the action taken by these Member States in the coming months.

Cash resources for the regular budget comprise the General Fund, to which assessed contributions are paid, the Working Capital Fund at the level of \$150 million set by the General Assembly, and the Special Account. As shown in **Chart 7**, cash resources available at the end of 2011 and at 5 October 2012 were \$94 million and \$149 million respectively, excluding the Working Capital Fund and the Special Account. The month-by-month regular budget cash position in 2011-2012 is shown in **Chart 8**. Regular budget cash position is expected to be tight at the end of 2012, as disbursements for the last quarter of the year are projected to amount to around \$776 million. The final situation will clearly depend on the action taken by the Member States referred to earlier in **Chart 6**.

### Peacekeeping operations

The changing demand for peacekeeping activities makes it hard to predict financial outcomes. In addition, peacekeeping has a different financial period, running from 1 July to 30 June rather than calendar year; assessments are issued separately for each operation; and, since assessment letters can only be issued through the mandate period approved by the Security Council for each mission, they are issued for different periods throughout the year. All of these factors complicate a comparison between peacekeeping operations and regular budget.

The total amount outstanding for peacekeeping operations at 5 October 2012 is \$1.85 billion (see **Chart 9**), reflecting a decrease of \$775 million from the amount at the end of 2011. The current level of unpaid assessments is, in part, related to a lower level

of peacekeeping assessments for July 2012/June 2013 fiscal year, pending approval of a new scale of assessments for 2013.

Due to the unpredictable amount and timing of peacekeeping assessments throughout the year, it can be more difficult for Member States to keep fully current with assessments. Let me therefore pay special gratitude to the 32 Member States, listed in **Chart 10**, which at 11 October 2012 had paid all peacekeeping assessments that were then due and payable. They were Australia, Austria, Burkina Faso, Canada, China, Costa Rica, Cote d'Ivoire, Czech Republic, Denmark, Finland, Germany, Iceland, Ireland, Israel, Kazakhstan, Kenya, Latvia, Libya, Malawi, Monaco, Netherlands, New Zealand, Niger, Norway, the Republic of Korea, the Republic of Moldova, Russian Federation, Singapore, South Africa, Sweden, Switzerland and the United Republic of Tanzania. The list of unpaid peacekeeping assessments is shown in **Chart 11**. Here we acknowledge the differences in financial year of Member States, which causes timing issue for prompt payment by some Member States.

The total cash available for peacekeeping at 5 October 2012 was approximately \$3.7 billion. **Chart 12** shows the breakdown of this amount among active missions with approximately \$3.2 billion, closed missions with \$351 million and the Peacekeeping Reserve Fund with \$130 million.

As regards to outstanding payments to Member States, when we reported to you in May, we had projected the Organization's outstanding payments to Member States providing troops, police and equipment to peacekeeping operations at \$678 million. Based on revised projections, the amount outstanding at the end of 2012 is expected to be around \$512 million, which is lower than both the amount projected in May, and the actual outstanding of \$529 million at 31 December 2011 (**see Chart 13**).

**Chart 14** shows the breakdown of outstanding payments. At the beginning of October 2012, \$349 million was owed to Member States for troops and formed police units, \$ 550 million was owed for contingent-owned equipment claims for active missions, \$86 million was owed for COE claims for closed missions under old methodology. In addition, we owe \$76 million for letters of assist, and \$1 million for death and disability claims. (In total, \$1,062 million) We are making substantial payments in the next few days. By 16 October 2012, the amounts owed for troops and formed police units and COE for active missions will be current up to August except three missions. By the end of 2012, we estimated in total \$512 million, still high but a decrease of \$17 million from one year earlier. The actual level of payments, as always, will depend on Member States meeting their obligations to the United Nations.

**Chart 15** shows the breakdown of over \$1 billion owed to troop, police and equipment contributing countries as at 1 October 2012. As I explained, this total will be reduced to \$460 million by 16 October.

For our part, Mr. Chairman, the Secretary-General is committed to meeting obligations to Member States providing troops and equipment as expeditiously as

possible. I would like to reassure you that we monitor peacekeeping cash flow situation constantly, and try to maximize the quarterly payments based on the available cash as priority.

To do so, however, we depend on Member States meeting their financial obligations to the United Nations in full and on time, and also on the expeditious finalization of MOUs with troop contributors for provision of equipment.

### International tribunals

The financial position for international tribunals, which includes the newly established International Residual Mechanism, reflected slightly higher unpaid assessments at 5 October 2012, compared to 5 October 2011. As shown in **Chart 16**, unpaid assessments for tribunals amounted to \$63 million on 5 October 2012.

Nevertheless, a total of 95 Member States paid their assessed contributions in full for both international tribunals and the International Residual Mechanism by 5 October 2012, which is two higher than the level reached at 5 October 2011. Let me express our sincere appreciation again to those 95 Member States that have met their obligations in full (see **Chart 17**) and urge other Member States to pay their contributions to the international tribunals in full and on time.

The final financial position of the tribunals will depend on Member States continuing to honour their financial obligations over the remaining months of 2012 (see **Chart 18**). The breakdown of unpaid assessed contributions for the tribunals is shown in **Chart 19**. A lot will depend on payment to be made by these Member States.

**Chart 20** shows cash flow figures for the tribunals for 2011 and 2012. The cash position is currently positive; however, the actual outcome depends also on Member States meeting their financial obligations to the tribunals in full and in a timely manner.

### Capital Master Plan

A total of \$1.87 billion was assessed under the special account for the Capital Master Plan. In accordance with arrangements for financing of the capital master plan, 180 Member States were under the multi-year payments system and 12 Member States opted for one-time payment. As of 5 October 2012, payments totalling above \$1.86 billion have been made against assessments, with \$4.6 million still outstanding (see **Chart 21**). As the result, cash balances for CMP remain solid as shown in **Chart 22**.

I should like to thank those 149 Member States (see **Chart 23**) that have paid their Capital Master Plan assessments in full. In order to ensure the timely execution of the project, I would urge other Member States to follow their example.

## Conclusions

In conclusion, Mr. Chairman, let me pay particular tribute to the 31 Member States that had paid in full entire assessments that were due and payable as of 11 October 2012 (see **Chart 24**). These were Australia, Austria, Burkina Faso, Canada, China, Costa Rica, Cote d'Ivoire, Czech Republic, Denmark, Finland, Germany, Iceland, Ireland, Israel, Kazakhstan, Kenya, Latvia, Libya, Malawi, Monaco, Netherlands, New Zealand, Niger, Norway, the Republic of Korea, the Republic of Moldova, Singapore, South Africa, Sweden, Switzerland and the United Republic of Tanzania.

Key points on the financial situation are summarized on **Chart 25**.

Cash positions are projected to be positive and sound at year-end for all funds except the regular budget. Regular budget is expected to be facing pressure at the end of the year. The final outcome will depend on last quarter contributions. Therefore the Secretariat would appreciate those Member States meeting their obligations as soon as possible.

Outstanding payments to Member States are projected to decrease to \$512 million at the end of 2012. In this regard, The Secretariat is making every effort to expedite outstanding payments to Member States.

Unpaid assessments reflect decreases compared to last year across all categories, except the international tribunals. The number of Member States meeting their obligations is higher, with 31 Member States as of today, compared to 18 Member States last year.

In spite of notable increase in the number of Member States that have made full payment, a significant amount of assessments still remains unpaid. The financial health of our Organization depends on Member States meeting their financial obligations in full and on time. On behalf of the Secretary-General, let me urge all Member States to continue to endeavour to do so.

Thank you very much, Mr. Chairman.

**Estimated amounts owed to Governments for troops/formed police, contingent-owned equipment and consumables, letters of assist and death and disability**

(as of 1 October 2012)

(In thousands of US dollars)

Government	Total <sup>d</sup>	Troops and formed police	Contingent-owned equipment			Letter of Assist <sup>c</sup>	Death and disability <sup>e</sup>
			(new COE methodology) <sup>a</sup>	(old COE methodology) <sup>b</sup>	TOTAL Contingent-owned equipment		
<b>Total</b>	<b>1 062 232</b>	<b>349 442</b>	<b>549 529</b>	<b>86 447</b>	<b>635 976</b>	<b>75 810</b>	<b>1 004</b>
Argentina	12 351	4 600	6 112	—	6 112	1 639	—
Australia	3 316	—	—	3 316	3 316	—	—
Austria	2 250	1 829	358	64	422	—	—
Bangladesh	107 464	38 466	62 650	314	62 964	5 894	140
Belgium	2 895	464	911	—	911	1 519	—
Belarus	8	8	—	—	—	—	—
Benin	8 106	3 149	4 958	—	4 958	—	—
Bolivia	4 549	747	3 802	—	3 802	—	—
Bosnia amd Herzegovina	930	—	—	930	930	—	—
Brazil	18 337	7 793	10 136	407	10 543	—	—
Bulgaria	341	—	—	341	341	—	—
Burkina Faso	8 308	3 400	4 908	—	4 908	—	—
Burundi	389	—	389	—	389	—	—
Cambodia	3 808	1 546	2 242	—	2 242	19	—
Canada	6 063	—	—	6 063	6 063	—	—
Chad	475	—	—	475	475	—	—
Chile	5 167	1 886	3 095	78	3 173	108	—
China	24 336	8 313	15 015	141	15 156	868	—
Côte d'Ivoire	1	—	—	1	1	—	—
Croatia	355	350	5	—	5	—	—
Denmark	8 559	—	—	8 100	8 100	459	—
Djibouti	70	—	—	—	—	—	70
Ecuador	252	252	—	—	—	—	—
El Salvador	193	193	—	—	—	—	—
Ethiopia	56 126	21 974	33 291	—	33 291	792	70
Finland	1 248	625	593	—	593	30	—
France	26 805	3 475	11 395	6 662	18 057	5 274	—
Gabon	30	—	—	30	30	—	—
Gambia	710	710	—	—	—	—	—
Germany	5 372	558	626	312	938	3 876	—
Ghana	19 782	9 208	9 978	490	10 468	106	—
Greece	1 645	178	121	—	121	1 346	—
Guatemala	2 053	1 073	979	—	979	—	—
Hungary	501	501	—	—	—	—	—
India	95 180	39 473	34 624	13 363	47 987	7 370	350
Indonesia	19 316	7 009	10 749	1 558	12 307	—	—
Iran	25	—	—	25	25	—	—
Ireland	4 653	—	3 303	2	3 305	1 348	—
Italy	17 613	3 880	10 187	—	10 187	3 546	—
Japan	15 714	2 942	10 741	2 031	12 772	—	—
Jordan	37 313	10 955	26 158	—	26 158	200	—
Kenya	14 995	5 980	9 015	—	9 015	—	—
Liberia	224	—	—	224	224	—	—
Luxembourg	6	6	—	—	—	—	—
Malawi	9 925	3 080	6 845	—	6 845	—	—
Malaysia	12 746	5 298	6 282	1 166	7 448	—	—

**Estimated amounts owed to Governments for troops/formed police, contingent-owned equipment and consumables, letters of assist and death and disability**

(as of 1 October 2012)

(In thousands of US dollars)

Government	Total <sup>d</sup>	Troops and formed police	Contingent-owned equipment			Letter of Assist <sup>e</sup>	Death and disability <sup>c</sup>
			(new COE methodology) <sup>a</sup>	(old COE methodology) <sup>b</sup>	TOTAL Contingent-owned equipment		
Mongolia	8 403	2 014	6 389	—	6 389	—	—
Morocco	16 860	5 639	10 943	277	11 220	—	—
Nepal	32 987	12 797	20 178	—	20 178	13	—
Netherlands	6 992	—	—	3 970	3 970	3 022	—
Niger	9 834	3 368	6 466	—	6 466	—	—
Nigeria	43 143	19 169	22 903	1 001	23 904	—	70
Norway	6 136	—	—	6 136	6 136	—	—
Pakistan	107 397	33 818	64 472	581	65 053	8 456	70
Paraguay	1 379	600	779	—	779	—	—
Peru	2 641	1 325	1 316	—	1 316	—	—
Philippines	2 943	2 202	556	185	741	—	—
Poland	1 202	—	—	1 020	1 020	182	—
Portugal	4 761	2 165	2 597	—	2 597	—	—
Republic of Korea	4 856	2 263	2 593	—	2 593	—	—
Romania	12	—	—	—	—	12	—
Russian Federation	1 112	263	155	—	155	693	—
Rwanda	39 168	16 619	19 988	—	19 988	2 512	50
Senegal	22 812	7 802	14 158	105	14 263	677	70
Serbia	361	361	—	—	—	—	—
Sierra Leone	1 158	467	691	—	691	—	—
Slovakia	2 572	1 071	1 501	—	1 501	—	—
Slovenia	86	51	32	—	32	—	4
South Africa	19 068	7 301	11 767	—	11 767	—	—
Spain	20 741	3 527	12 907	—	12 907	4 308	—
Sri Lanka	7 295	3 625	3 670	—	3 670	—	—
Sweden	2 188	—	—	2 188	2 188	—	—
Thailand	3 878	184	3 336	201	3 537	157	—
The Arab Republic of Egypt	41 530	13 913	23 206	4 408	27 614	3	—
The United Republic of Tanzania	7 805	3 745	4 020	—	4 020	—	40
Togo	5 893	2 724	3 169	—	3 169	—	—
Tunisia	175	—	—	175	175	—	—
Turkey	5 582	1 015	3 740	—	3 740	828	—
Uganda	4 584	—	4 584	—	4 584	—	—
Ukraine	8 448	1 601	2 014	—	2 014	4 833	—
United Kingdom	2 273	1 815	48	—	48	411	—
United States	33 885	438	—	19 190	19 190	14 257	—
Uruguay	21 567	7 641	11 885	917	12 802	1 054	70

a. This amount comprised the actual amount owed based on the Verification Reports (VR) certified to date plus an estimate of the amount owed based on the Annexes B and C of the MOU, subject to confirmation by VR.

b. This comprises the following missions: MINURCA, UNMIH, UNOSOM, UNPREDEP, UNPROFOR, UNTAC, ONUC and UNEF.

c. This amount comprises the actual amount owed from claims certified plus the amount for claims received by TC and under review pending verification for both ongoing and closed/liquidated missions.

d. It is expected that by 16 October the amount owed will decrease to 537,533 thousand of US dollars



# The United Nations Financial Situation

Yukio Takasu  
Under-Secretary-General for Management

United Nations

11 October 2012



# Key Components

(US\$ millions)

		31 Dec 2011	5 Oct 2012
<b>Assessments</b>	<b>Regular budget</b>	2,415	2,412
	<b>Peacekeeping</b>	8,651	4,644*
	<b>Tribunals</b>	286	232
	<b>Capital Master Plan</b>	341	-
<b>Unpaid Assessments</b>	<b>Regular budget</b>	454	855
	<b>Peacekeeping</b>	2,625	1,850
	<b>Tribunals</b>	27	63
	<b>Capital Master Plan</b>	87	5
<b>Unpaid Assessments (percentage)</b>	<b>Regular budget</b>	19	35
	<b>Peacekeeping</b>	30	40
	<b>Tribunals</b>	9	27
	<b>Capital Master Plan</b>	26	-



*The United Nations  
Financial Situation*

\* 2012/2013 assessments reduced in scale year (peacekeeping rates for 2013 not yet decided)

# Key Components

(US\$ millions)

		31 Dec 2011	5 Oct 2012
Cash on Hand *	<b>Regular budget*</b>	94	149
	<b>Peacekeeping*</b>	3,636	3,597
	<b>Tribunals</b>	129	159
	<b>Capital Master Plan*</b>	861	585
			31 Dec 2012
Outstanding Payments to Member States	<b>Peacekeeping</b>	529	512

\* Not including reserve accounts



*The United Nations  
Financial Situation*

# Regular Budget: Assessment Status

(US\$ millions)

	2011	2012	Difference
Prior year's balance*	351	454	103
Assessments	2,415	2,412	(3)
Payments received	1,899	2,011	112
Unpaid assessments**	867	855	(12)

\* As at 1 January

\*\* As at 5 October



*The United Nations  
Financial Situation*

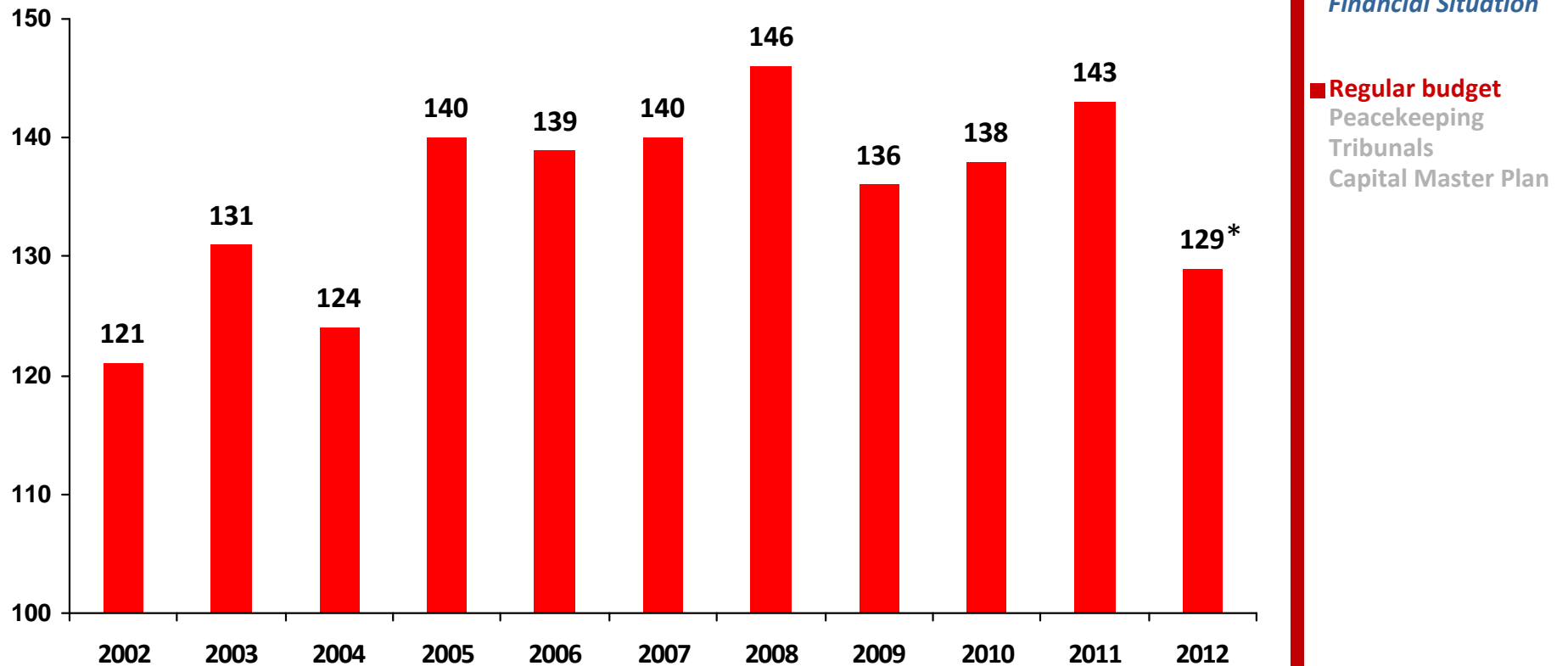
■ **Regular budget**  
Peacekeeping  
Tribunals  
Capital Master Plan

# Regular Budget Assessments

Number of Member States paying in full at Year-end



*The United Nations  
Financial Situation*



\* At 5 October 2012, compared to 131 Member States as at 5 October 2011

# Regular Budget Assessments

Fully paid at 5 October 2012: 129 Member States\*

Afghanistan	Cape Verde	Guyana	Maldives	San Marino
Albania	Chad	Honduras	Malta	Serbia
Algeria	Chile	Hungary	Marshall Islands	Singapore
Andorra	China	Iceland	Mauritius	Slovakia
Antigua and Barbuda	Colombia	India	Monaco	Slovenia
Armenia	Costa Rica	Indonesia	Mongolia	South Africa
Australia	Cote d'Ivoire	Iraq	Montenegro	Spain
Austria	Croatia	Ireland	Mozambique	Sweden
Azerbaijan	Cuba	Israel	Myanmar	Switzerland
Bahamas	Cyprus	Italy	Namibia	Syrian Arab Republic
Bahrain	Czech Republic	Japan	Netherlands	Tajikistan
Barbados	Denmark	Jordan	New Zealand	Thailand
Belgium	Dominica	Kazakhstan	Nicaragua	Togo
Belize	Ecuador	Kenya	Niger	Tunisia
Bhutan	Egypt	Kuwait	Norway	Turkey
Bolivia	El Salvador	Kyrgyzstan	Oman	Turkmenistan
Bosnia and Herzegovina	Eritrea	Lao People's Democratic Republic	Paraguay	Tuvalu
Botswana	Estonia	Latvia	Peru	Ukraine
Brazil	Ethiopia	Lesotho	Poland	United Arab Emirates
Brunei Darussalam	Finland	Liberia	Portugal	United Kingdom
Bulgaria	France	Libya	Qatar	United Republic of Tanzania
Burkina Faso	Gambia	Liechtenstein	Republic of Korea	Uzbekistan
Cambodia	Georgia	Luxembourg	Republic of Moldova	Zambia
Cameroon	Germany	Madagascar	Romania	Zimbabwe
Canada	Ghana	Malawi	Russian Federation	
	Greece	Malaysia	Rwanda	
	Guatemala		Samoa	



*The United Nations  
Financial Situation*

■ **Regular budget**  
Peacekeeping  
Tribunals  
Capital Master Plan

\* Compared to 131 Member States at 5 October 2011

# Unpaid Regular Budget Assessments

(US\$ millions)



*The United Nations  
Financial Situation*

<b>Outstanding</b>	
<b>Member State</b>	<b>5 Oct 2012</b>
United States	744
Mexico	42
Saudi Arabia	20
Venezuela (Bolivarian Republic of)	14
59 Other Member States	35
<b>Total</b>	<b>855</b>

■ **Regular budget**  
Peacekeeping  
Tribunals  
Capital Master Plan

# Regular Budget Cash Position

Actual (US\$ millions)

	31 December 2011	5 October 2012
Regular Budget	94	149
Working Capital Fund	150	150
Special Account	255	258
<b>Combined General Fund</b>	<b>499</b>	<b>557</b>



*The United Nations  
Financial Situation*

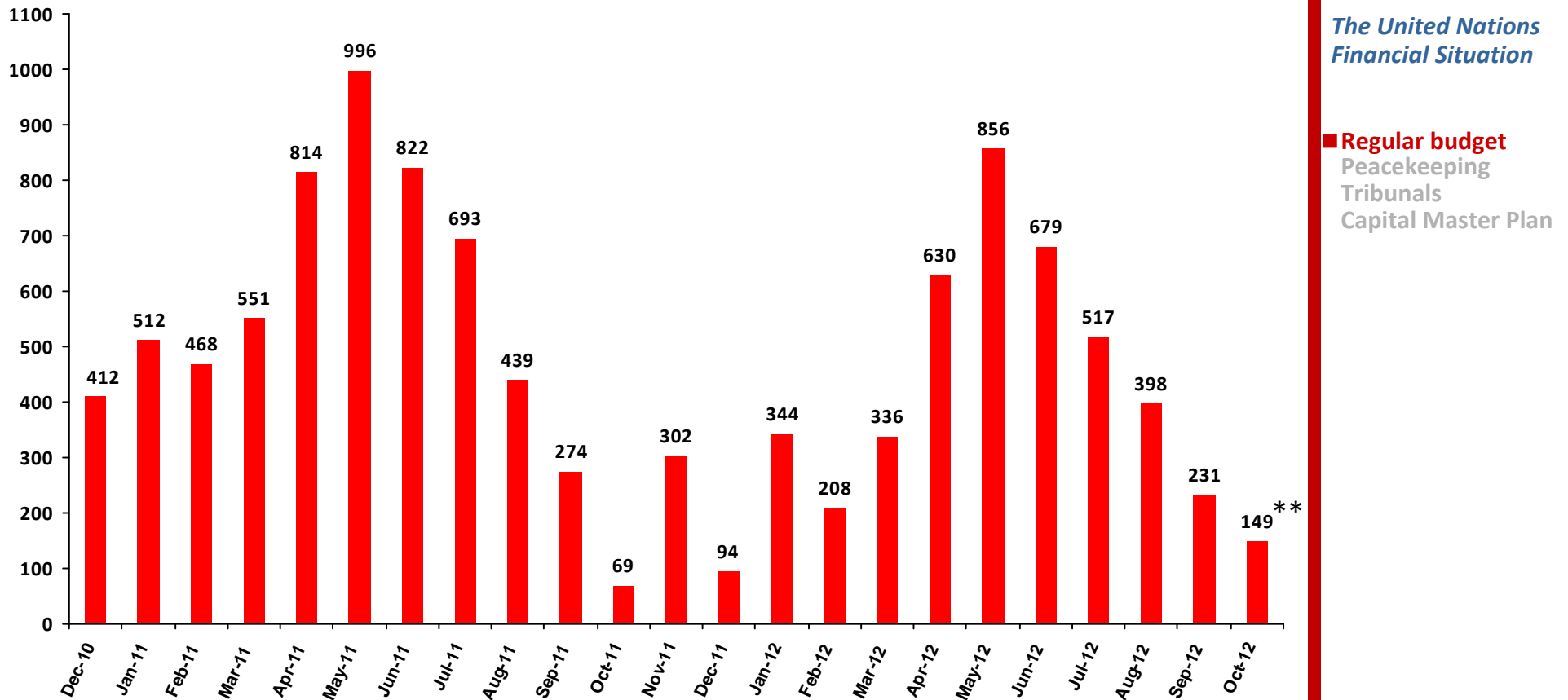
■ **Regular budget**  
Peacekeeping  
Tribunals  
Capital Master Plan

# Regular Budget Cash Position\*

Actual Figures for Regular Budget for 2011-2012 (US\$ millions)



The United Nations  
Financial Situation



\* Does not include balances in Working Capital Fund and Special Account

\*\* At 5 October 2012

Disbursements for the rest of 2012 are projected to be around \$776 million.



# Peacekeeping: Assessment Status

at 5 October 2012 (US\$ millions)



*The United Nations  
Financial Situation*

Outstanding assessments at 31 Dec 2011	2,625
Assessments during Jan-5 Oct 2012*	4,644
Total	7,269
Payments/credits received during Jan-5 Oct 2012	5,419
Outstanding assessments at 5 Oct 2012**	1,850

Regular budget  
■ Peacekeeping  
Tribunals  
Capital Master Plan

\* 2012/2013 assessments reduced in scale year (peacekeeping rates for 2013 not yet decided)

\*\* Including assessments within 30-day period for UNIFIL and UNMIL (issued on 14 and 28 September 2012)

# Peacekeeping Assessments

Fully paid - due and payable at 11 Oct 2012: 32 Member States\*



Australia	Latvia
Austria	Libya
Burkina Faso	Malawi
Canada	Monaco
China	Netherlands
Costa Rica	New Zealand
Cote d'Ivoire	Niger
Czech Republic	Norway
Denmark	Republic of Korea
Finland	Republic of Moldova
Germany	Russian Federation
Iceland	Singapore
Ireland	South Africa
Israel	Sweden
Kazakhstan	Switzerland
Kenya	United Republic of Tanzania



*The United Nations  
Financial Situation*

Regular budget  
■ **Peacekeeping**  
Tribunals  
Capital Master Plan

\*Compared to 17 Member States at 5 October 2011

# Unpaid Peacekeeping Assessments\*

(Actual) (US\$ millions)

Member State	5 Oct 2011	Member State	5 Oct 2012
Japan	648	Japan	356
Spain	490	United States	347
United States	405	Italy	137
Italy	251	Ukraine	134
United Kingdom	174	Saudi Arabia	118
Republic of Korea	168	Spain	115
Ukraine	140	United Kingdom*	99
China	121	Greece	76
Greece	117	United Arab Emirates	56
Others	790	Others*	412
<b>Total</b>	<b>3,304</b>	<b>Total</b>	<b>1,850</b>



Regular budget  
**Peacekeeping**  
 Tribunals  
 Capital Master Plan

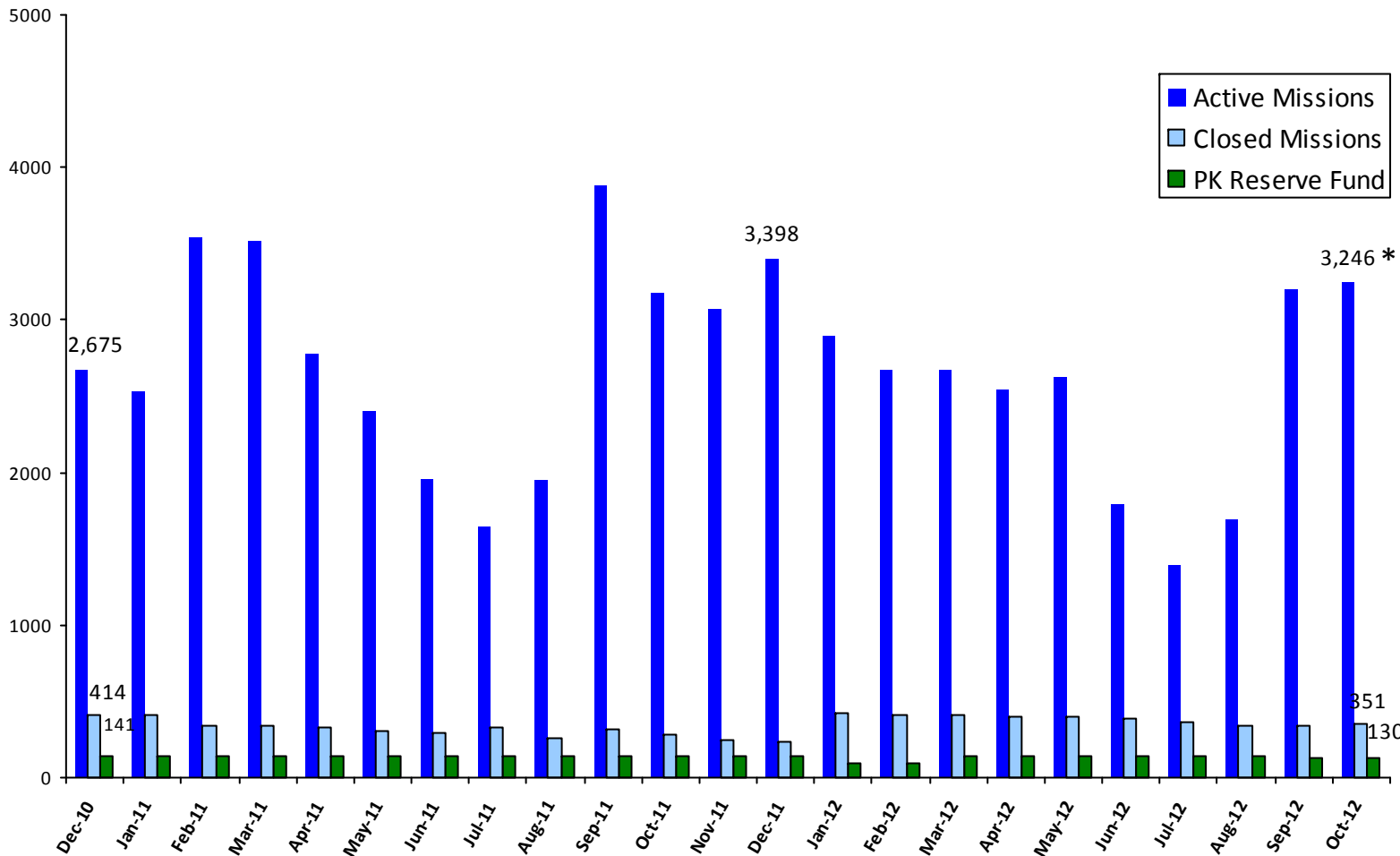
\*Payments received after the cut-off date of 5 October 2012 are not reflected on this page.

# Peacekeeping Cash Position

Actual Figures for Peacekeeping for 2011-2012 (US\$ millions)



*The United Nations  
Financial Situation*



Regular budget  
**Peacekeeping**  
 Tribunals  
 Capital Master Plan

\* At 5 October 2012

# Outstanding Payments to Member States

Amounts Owed for Troops/Formed-Police Units and Contingent-Owned Equipment (US\$ millions)



*The United Nations  
Financial Situation*

Regular budget  
■ **Peacekeeping**  
 Tribunals  
 Capital Master Plan

	Actual 2011*	Projected 2012
1 January	539	529
New obligations	2,014	2,050
Payments to Member States	(2,024)	(2,067)
31 December	529	512
	Over 12 months: 90 Less than 12 months: 439	Over 12 months: 93 Less than 12 months: 419

\* Reference A/66/679, table 17 (updated figures)

# Outstanding Payments to Member States

Projected 2012 Outstanding Payments (US\$ millions)



*The United Nations  
Financial Situation*

	31 Dec 2011	1 Oct 2012	16 Oct 2012	31 Dec 2012 (Projected)
Troop/formed police unit costs	173	349	12 *	139
COE claims (active missions)	270	550	362 **	287
COE claims (closed missions)	86	86	86	86
<b>TOTAL ***</b>	<b>529</b>	<b>985</b>	<b>460</b>	<b>512</b>

Regular budget  
■ Peacekeeping  
 Tribunals  
 Capital Master Plan

\* Payments for troops/formed police unit costs for all missions including supplemental payments will be current up to Aug/Sep 2012, except MINURSO up to Feb 2011, UNFICYP up to Feb 2012 ,and UNMIT up to Oct 2011.

\*\* Payments for COE for active missions will be current up to Aug 2012 except MINURSO, UNFICYP, UNMIT and UNSOA.

\*\*\* does not include Letters of Assist and death and disability claim costs which have balances of \$76 million and \$1 million at 1 October 2012 respectively.

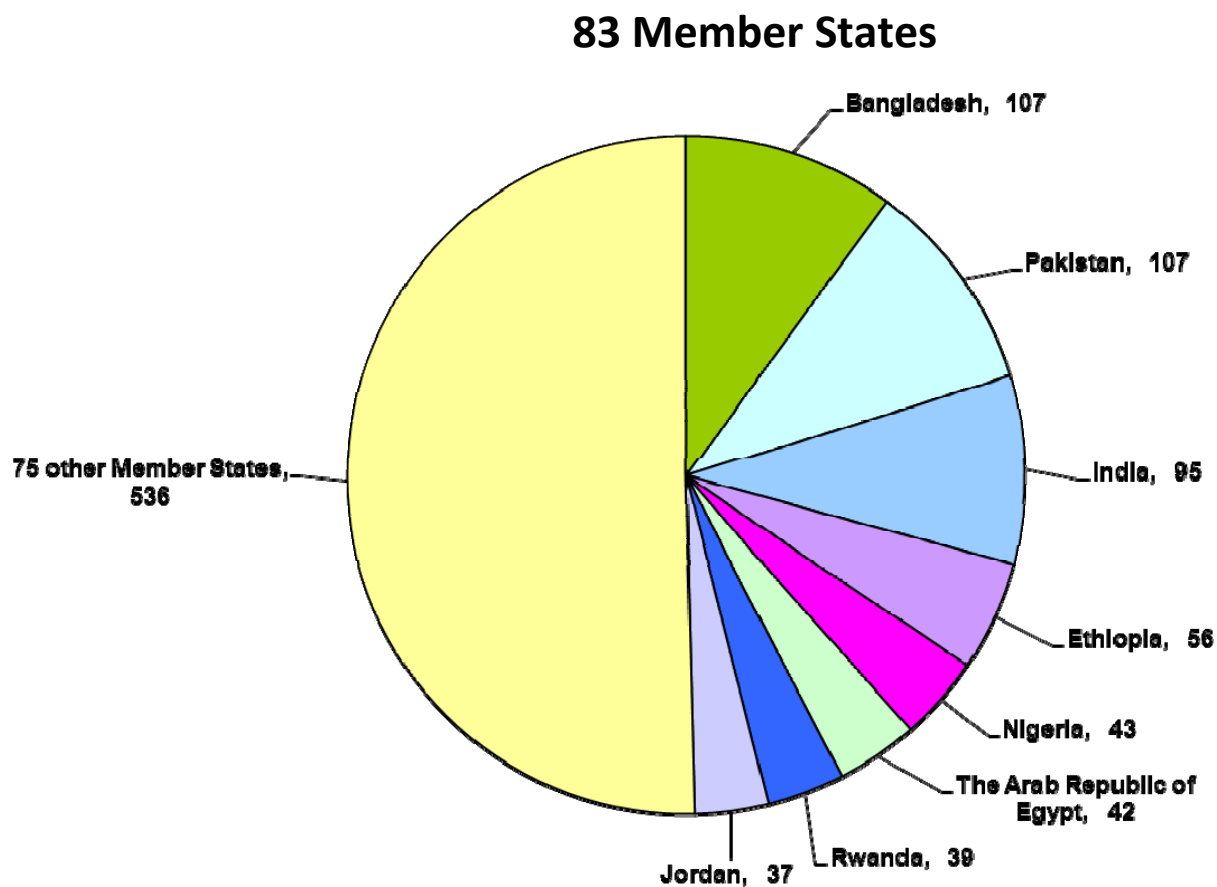
# Outstanding Payment to Member States

Amounts Owed for Troops/Formed Police Units and COE  
at 1 October 2012 (US\$ millions)



*The United Nations  
Financial Situation*

Regular budget  
■ Peacekeeping  
Tribunals  
Capital Master Plan



**TOTAL 1,062 million\***

**\*including Letter of assist**

# Tribunals: Assessment Status\*



*The United Nations  
Financial Situation*

Regular budget  
Peacekeeping  
**Tribunals**  
Capital Master Plan

	5 Oct 2011	5 Oct 2012
Member States paid in full	93	95
Member States with amounts outstanding to one or both tribunals, and/or international residual mechanism	99	97
Payments received (US\$ millions)	257	195
Unpaid Assessments (US\$ millions)	56	63

\* Including assessments for the International Tribunal for the Former Yugoslavia, the International Criminal Tribunal for Rwanda, and the International Residual Mechanism for Criminal Tribunals



# Tribunal Assessments

Fully paid at 5 October 2012: 95 Member States

Andorra	Croatia	Kenya	Poland
Antigua and Barbuda	Cuba	Kuwait	Qatar
Argentina	Cyprus	Lao People's Democratic Republic	Republic of Korea
Armenia	Czech Republic	Latvia	Republic of Moldova
Australia	Denmark	Lesotho	Romania
Austria	Ecuador	Liberia	Samoa
Azerbaijan	Egypt	Libya	San Marino
Bahamas	Eritrea	Liechtenstein	Senegal
Belgium	Estonia	Luxembourg	Singapore
Belize	Finland	Madagascar	Slovakia
Benin	France	Malawi	South Africa
Bhutan	Georgia	Malaysia	Sweden
Bosnia and Herzegovina	Germany	Mauritius	Switzerland
Brazil	Ghana	Monaco	Syrian Arab Republic
Brunei Darussalam	Guyana	Mongolia	Tajikistan
Bulgaria	Haiti	Namibia	Thailand
Burkina Faso	Hungary	Netherlands	Timor Leste
Cameroon	Iceland	New Zealand	Turkey
Canada	India	Nicaragua	Turkmenistan
Chile	Ireland	Niger	Ukraine
China	Israel	Norway	United Kingdom
Colombia	Italy	Oman	United Republic of Tanzania
Costa Rica	Japan	Panama	Uzbekistan
Cote d'Ivoire	Kazakhstan		Zambia



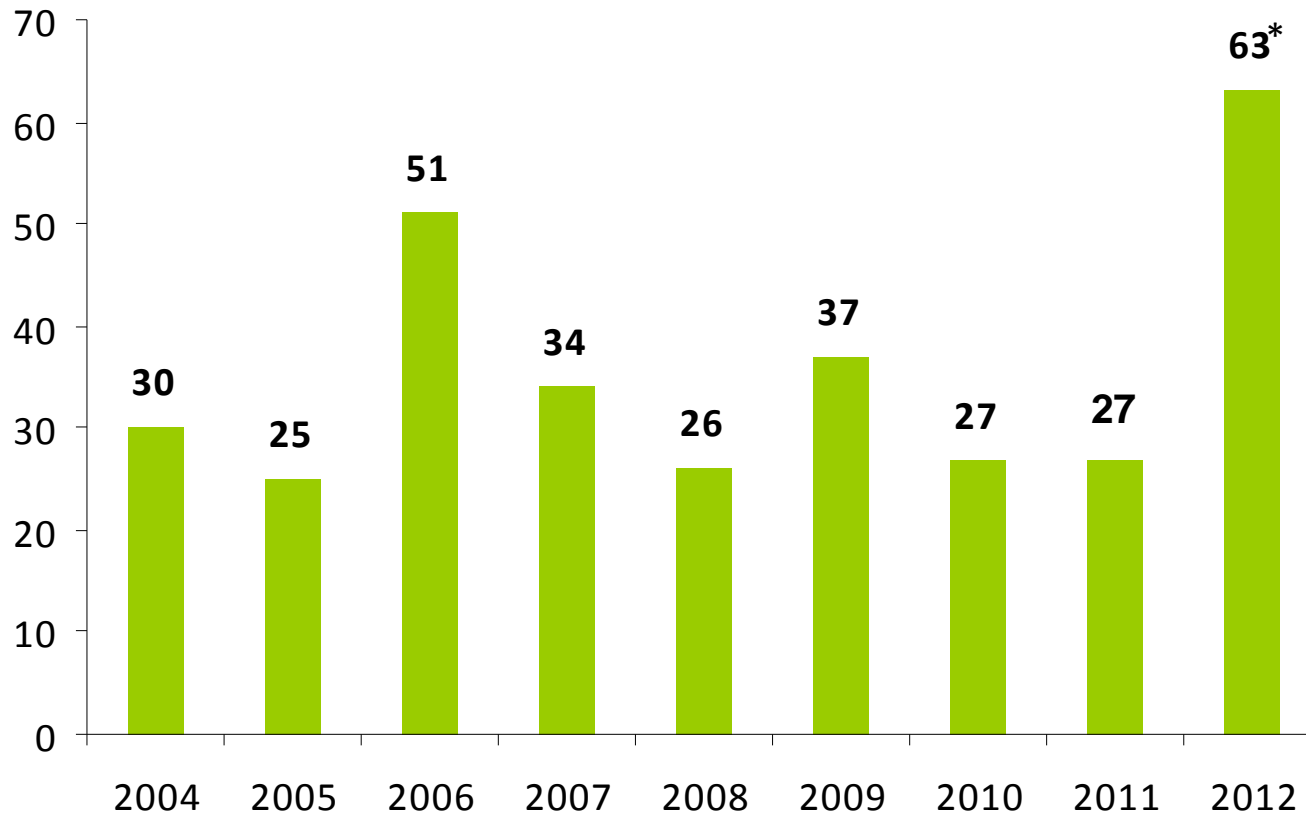
*The United Nations  
Financial Situation*

Regular budget  
Peacekeeping  
■ **Tribunals**  
Capital Master Plan

\*Compared to 93 Member States at 5 October 2011

# Outstanding Tribunal Assessments

at 31 December (US\$ millions)



\* Outstanding as at 5 October 2012



*The United Nations  
Financial Situation*

Regular budget  
Peacekeeping  
**Tribunals**  
Capital Master Plan

# Unpaid Tribunal Assessments

at 5 October 2012 (US\$ millions)

97 Member States

Member State	Outstanding
United States	33
Spain	7
Russian Federation	4
Indonesia	3
Mexico	3
92 Other Member States	13
<b>Total</b>	<b>63</b>



*The United Nations  
Financial Situation*

Regular budget  
Peacekeeping  
■ **Tribunals**  
Capital Master Plan

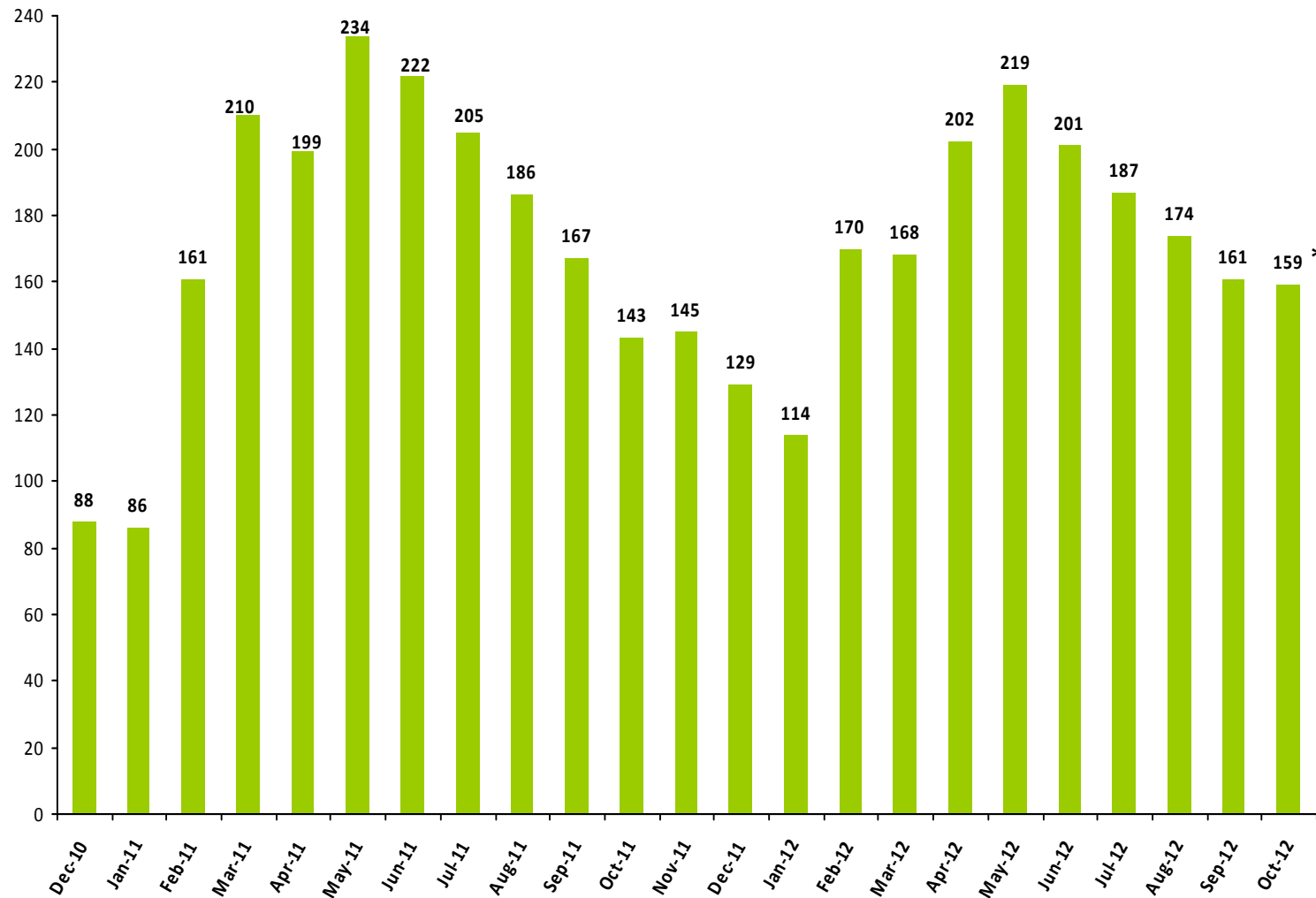
# Tribunals Cash Position

Actual Figures for Tribunals for 2011-2012



*The United Nations  
Financial Situation*

Regular budget  
Peacekeeping  
**Tribunals**  
Capital Master Plan



\* At 5 October 2012

# Capital Master Plan

(US\$ millions)

---

Assessments	1,868.7
Payments at 5 Oct 2012*	1,864.1
Unpaid assessments	4.6

---



*The United Nations  
Financial Situation*

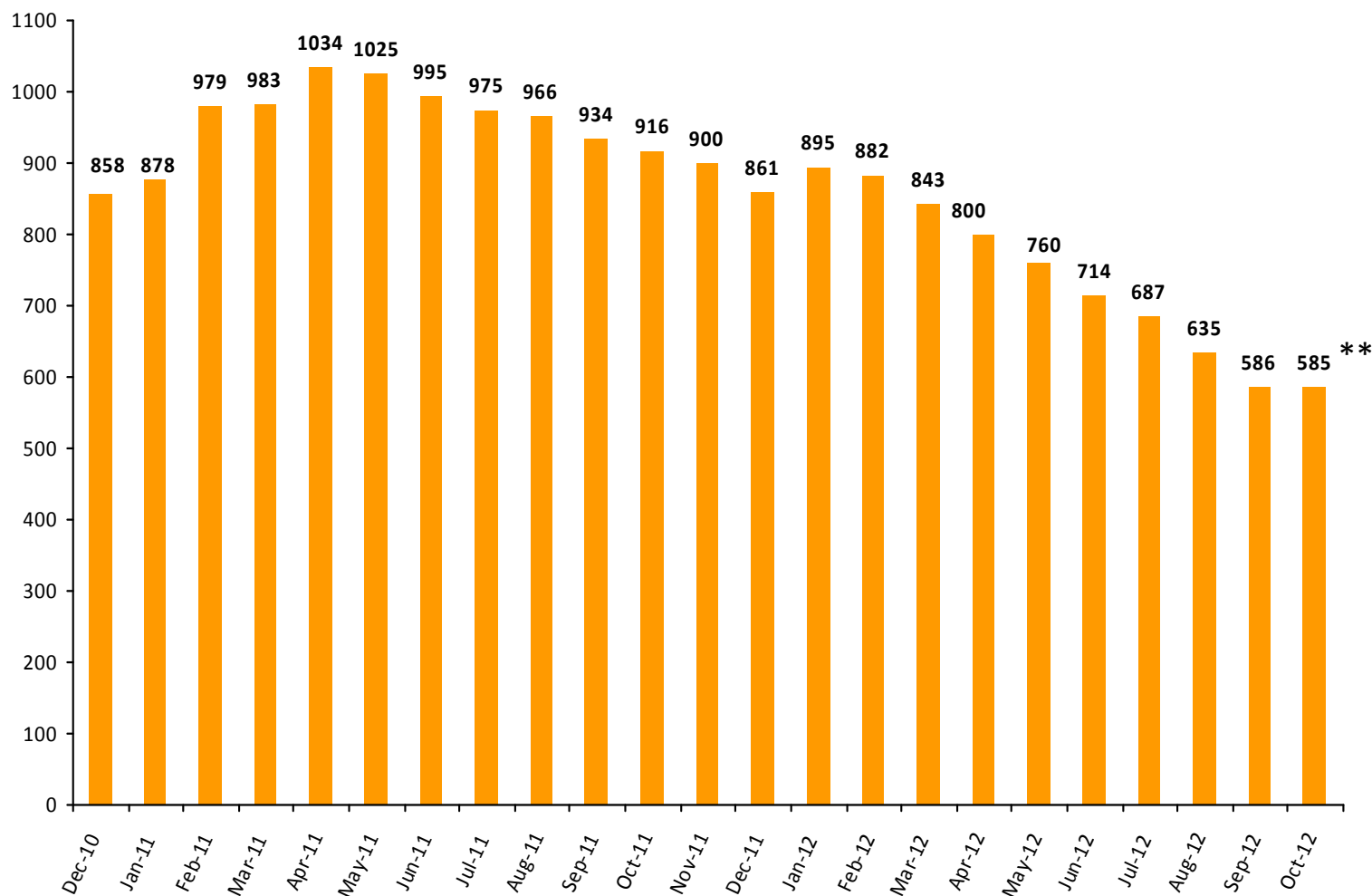
Regular budget  
Peacekeeping  
Tribunals

■ Capital Master Plan

\* Not including payments to the working capital reserve fund of \$45 million, which had an outstanding balance of \$8,335 at 5 Oct 2012.

# Capital Master Plan Cash Position\*

Actual figures for CMP Fund for 2011-2012



*The United Nations  
Financial Situation*

Regular budget  
Peacekeeping  
Tribunals  
■ Capital Master Plan

\* Does not include balances in Working Capital Reserve

\*\* At 5 October 2012

# Capital Master Plan

Fully paid at 5 Oct 2012: 149 Member States

Albania	Croatia	Iraq	Mozambique	Solomon Islands
Algeria	Cuba	Ireland	Myanmar	South Africa
Andorra	Cyprus	Israel	Namibia	Spain
Antigua and Barbuda	Czech Republic	Italy	Nauru	Sri Lanka
Argentina	Democratic People's Republic of Korea	Japan	Netherlands	Suriname
Armenia	Democratic Republic of Congo	Jordan	New Zealand	Sweden
Australia	Denmark	Kazakhstan	Nicaragua	Switzerland
Austria	Djibouti	Kenya	Niger	Syrian Arab Republic
Azerbaijan	Ecuador	Kiribati	Nigeria	Tajikistan
Bahamas	Egypt	Kuwait	Norway	Thailand
Bahrain	El Salvador	Kyrgyzstan	Oman	Timor Leste
Barbados	Eritrea	Lao People's Democratic Republic	Pakistan	Togo
Belarus	Estonia	Latvia	Panama	Trinidad and Tobago
Belgium	Finland	Lebanon	Paraguay	Tunisia
Belize	France	Lesotho	Philippines	Turkey
Benin	Georgia	Liberia	Poland	Turkmenistan
Bhutan	Germany	Libya	Portugal	Tuvalu
Bosnia and Herzegovina	Ghana	Liechtenstein	Qatar	Uganda
Botswana	Greece	Lithuania	Republic of Korea	Ukraine
Brazil	Grenada	Luxembourg	Republic of Moldova	United Kingdom
Brunei Darussalam	Guatemala	Madagascar	Romania	United Republic of Tanzania
Bulgaria	Guinea	Malawi	Russian Federation	United States of America
Burkina Faso	Guyana	Malaysia	Saint Kitts and Nevis	Uruguay
Cameroon	Haiti	Mali	Samoa	Uzbekistan
Canada	Honduras	Malta	San Marino	Venezuela
Chile	Hungary	Mauritius	Saudi Arabia	Viet Nam
China	Iceland	Mexico	Senegal	Zambia
Colombia	India	Monaco	Serbia	Zimbabwe
Congo	Indonesia	Mongolia	Singapore	
Costa Rica		Montenegro	Slovakia	
Cote d'Ivoire			Slovenia	



*The United Nations  
Financial Situation*

Regular budget  
Peacekeeping  
Tribunals

■ Capital Master Plan

\*Compared to 124 Member States at 5 October 2011

# All Assessments

Due and payable at 11 October 2012 Paid in Full: 31 Member States compared to 18 Member States at 11 October 2011



*The United Nations  
Financial Situation*

<b>Australia</b>	<b>Iceland</b>	<b>New Zealand</b>
<b>Austria</b>	<b>Ireland</b>	<b>Niger</b>
<b>Burkina Faso</b>	<b>Israel</b>	<b>Norway</b>
<b>Canada</b>	<b>Kazakhstan</b>	<b>Republic of Korea</b>
<b>China</b>	<b>Kenya</b>	<b>Republic of Moldova</b>
<b>Costa Rica</b>	<b>Latvia</b>	<b>Singapore</b>
<b>Cote d'Ivoire</b>	<b>Libya</b>	<b>South Africa</b>
<b>Czech Republic</b>	<b>Malawi</b>	<b>Sweden</b>
<b>Denmark</b>	<b>Monaco</b>	<b>Switzerland</b>
<b>Finland</b>	<b>Netherlands</b>	<b>United Republic of Tanzania</b>
<b>Germany</b>		



# Conclusions

- ❑ Cash positions are positive at year end except regular budget.
- ❑ Regular budget is facing pressure at year end.
- ❑ Outstanding payments to Member States will decrease to \$512 million at the end of 2012.
- ❑ The number of Member States meeting full obligations is higher, with 31 Member States, compared to 18 last year.
- ❑ The financial health of the Organization continues to depend on Member States meeting their financial obligations in full and on time.

